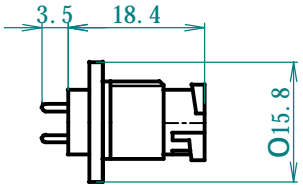
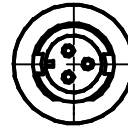


LTW-□MS-C

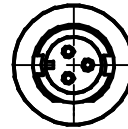
2P

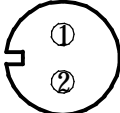
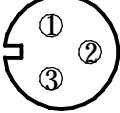
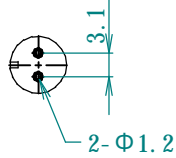
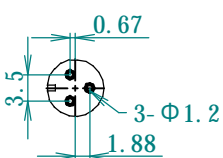


3P

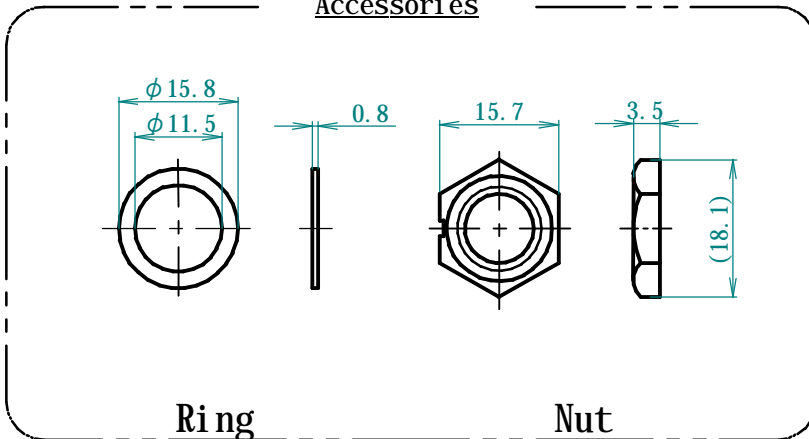


LTW-□MP-C



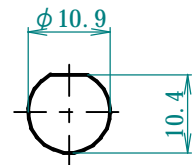
Pin Numbers	2P	3P
Pin Configurations		
Solder Type	LTW-2MS-C	LTW-3MS-C
PBC Type	LTW-2MP-C	LTW-3MP-C
PCB Layouts		

Accessories



Ring

Nut



Mounting Hole  
Panel thickness Max4.0

Waterproof Connector  
LTW-□MS-C/LTW-□MP-C  
Dimensions